

Zip-It® Wallboard Anchor

PRODUCT DESCRIPTION

The Zip-It anchor is a one-piece self drilling anchor designed for use in hollow gypsum wallboard for light to medium duty loads. It is available in both engineered nylon and Zamac alloy for use with No. 8 screws in 3/8" to 1" thick wallboard. The Zip-It Jr. is also available in engineered nylon and Zamac alloy for use with No. 6 screws in 3/8" to 5/8" wallboard.

FEATURES AND BENEFITS

- Ideal for mounting electrical fixtures, fastening drapery supports, installing phone systems, miscellaneous hardware, etc.
- Packaged with and without screws

MATERIAL SPECIFICATIONS

Anchor Component	Component Material	
	Nylon Zip-It/Zip-It Jr.	Zinc Zip-It/Zip-It Jr.
Anchor Body	Nylon	Zamac Alloy

INSTALLATION SPECIFICATIONS

Dimension	Nylon Zip-It/Zinc Zip-It	Nylon Zip-It Jr./Zinc Zip-It Jr.
Collar Size (in.)	9/16	15/32
Screw Size Range (No.)	6-8*	6-8*
Thread Length (in.)	15/16	47/64
Point Length (in.)	3/4	37/64
Anchor Length (in.)	1 11/16	1 5/16
Min. Screw Engagement (in.)	3/4	3/4

* Recommended Size

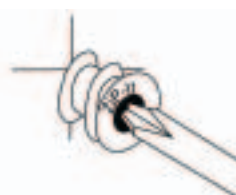
Installation Guidelines

Inset either No.2 or No.3 Phillips driver bit into the recess of the Zip-It anchor head. Use a manual screwdriver or a low rpm battery powered electric screw gun.

Note: Pre-drill hole if difficulty is encountered during installation of the Zip-It. In very hard wallboard or double-board construction, use 1/4" diameter drill bit. In solid plaster wall use 7/16" diameter drill bit (HSS or Carbide). Job site tests are recommended when pre-drilling holes.

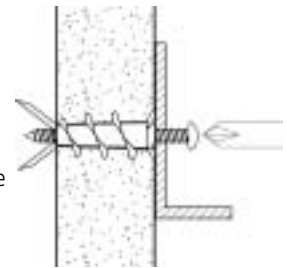


Push the Zip-It anchor into the surface of the wallboard until the two cutting blades penetrate the surface. Using gentle forward pressure, rotate the Zip-It until the collar sets flush to the surface of the wall.




Put the fixture in place, insert the screw and tighten until it feels secure. As the screw is threaded into the nylon versions, the point will expand resulting in increased load capacity in thicker wallboard.

Note: When using an electric screw gun for application, set clutch and use slow speed (do not exceed approximately 300-400 rpm).



SECTION CONTENTS	Page No.
General Information	285
Material Specifications.....	285
Installation Specifications.....	285
Performance Data.....	285
Ordering Information.....	286



ANCHOR MATERIALS

Engineered Nylon or Zamac Alloy

ANCHOR SIZE RANGE (TYP.)

Use with No. 6 or No. 8 screws

SUITABLE BASE MATERIALS

Wallboard

WALL ANCHORS

PERFORMANCE DATA

Ultimate Load Capacities for Zip-It in Wallboard¹

Anchor	3/8" Wallboard		1/2" Wallboard		5/8" Wallboard		3/4" Wallboard	
	Tension lbs. (kN)	Shear lbs. (kN)	Tension lbs. (kN)	Shear lbs. (kN)	Tension lbs. (kN)	Shear lbs. (kN)	Tension lbs. (kN)	Shear lbs. (kN)
Zip-It	50 (0.2)	60 (0.3)	65 (0.3)	70 (0.3)	80 (0.4)	100 (0.5)	85 (0.4)	100 (0.5)
Zip-It Jr.	45 (0.2)	50 (0.2)	55 (0.2)	55 (0.2)	70 (0.3)	70 (0.3)	75 (0.3)	80 (0.4)

1. The values listed above are ultimate load capacities which should be reduced by a minimum safety factor of 4.0 or greater to determine the allowable working load.

PERFORMANCE DATA

Allowable Load Capacities for Zip-It in Wallboard¹

Anchor	3/8" Wallboard		1/2" Wallboard		5/8" Wallboard		3/4" Wallboard	
	Tension lbs. (kN)	Shear lbs. (kN)	Tension lbs. (kN)	Shear lbs. (kN)	Tension lbs. (kN)	Shear lbs. (kN)	Tension lbs. (kN)	Shear lbs. (kN)
Zip-It	15 (0.1)	15 (0.1)	15 (0.1)	20 (0.1)	20 (0.1)	25 (0.1)	20 (0.1)	25 (0.1)
Zip-It Jr.	10 (0.0)	15 (0.1)	15 (0.1)	15 (0.1)	20 (0.1)	20 (0.1)	20 (0.1)	20 (0.1)

1. Allowable load capacities listed are calculated using an applied safety factor of 4.0.

ORDERING INFORMATION

Nylon Zip-It

Cat. No.	Wall Thickness	Description	Std. Box	Std. Carton	Wt./100
2345	3/8" to 1"	Std. Box (No screws)	100	1,000	1/2
2348	3/8" to 1"	Std. Box, No. 8 x 1" screws	100	1,000	1 1/4
2355	3/8" to 1"	Master Carton (No screws)	–	5,000	1/2

Zinc Zip-It

Cat. No.	Wall Thickness	Description	Std. Box	Std. Carton	Wt./100
2346	3/8" to 1"	Std. Box (No screws)	100	1,000	2
2349	3/8" to 1"	Std. Box, No. 8 x 1" screws	100	1,000	2 1/2
2356	3/8" to 1"	Master Carton (No screws)	–	5,000	1 3/4

Core Zip-It

Cat. No.	Wall Thickness	Description	Std. Box	Std. Carton	Wt./100
2370	3/8" to 1"	Nylon Core Zip-It	100	1,000	1/2
2371	3/8" to 1"	Zinc Core Zip-It	100	1,000	1 1/4
2390	3/8" to 5/8"	Nylon Core Jr. Zip-It	100	1,000	1/4

Core Zip-It available only in Canada.

Zip-It Kits

Cat. No.	Material	Description	Std. Box	Std. Carton	Wt./100
2368	Nylon	50 Anchors, No. 8 x 1" Screws, & No. 2 Phillips Driver Bit	1	10	7
2369	Zinc	50 Anchors, No. 8 x 1" Screws, & No. 2 Phillips Driver Bit	1	10	13 1/4

Nylon Zip-It Jr.

Cat. No.	Wall Thickness	Description	Std. Box	Std. Carton	Wt./100
2350	3/8" to 5/8"	Std. Box (No screws)	100	1,000	1/4
2351	3/8" to 5/8"	Std. Box, No.6 x 1" screws	100	1,000	3/4

Zinc Zip-It Jr.

Cat. No.	Wall Thickness	Description	Std. Box	Std. Carton	Wt./100
2362	3/8" to 5/8"	Std. Box (No screws)	100	1,000	1
2364	3/8" to 5/8"	Std. Box, No.6 x 1" screws	100	1,000	3
2363	3/8" to 5/8"	Master Carton (No screws)	–	5,000	1

Zip-It Jr. Kits

Cat. No.	Material	Description	Std. Box	Std. Carton	Wt./100
2367	Nylon	50 Anchors, No. 6 x 1" Screws, & No. 2 Phillips Driver Bit	1	10	7
2361	Zinc	50 Anchors, No. 6 x 1" Screws, & No. 2 Phillips Driver Bit	1	10	13 1/4

Note: To select the proper screw length required, determine the thickness of the fixture, including any spacers or shims and add 3/4".

© 2006 Powers Fasteners, Inc. All Rights Reserved. Zip-It is a registered trademark of Powers Fasteners, Inc.

