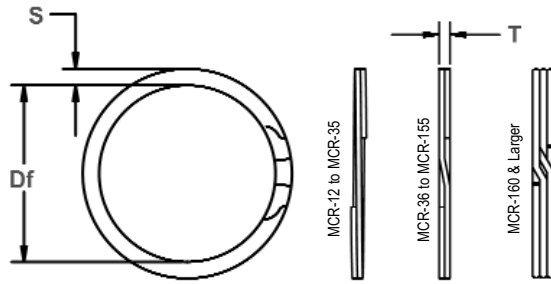


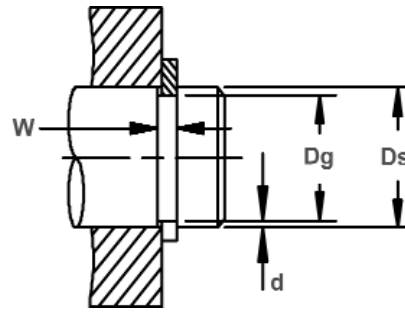
# MCR Spiral Shaft Rings

## External, Medium-Heavy Duty, Metric

With load bearing capacities closer to the Heavy-duty series, and almost universal groove dimensions, these rings offer greatest ease of assembly with greatest thrust capacity

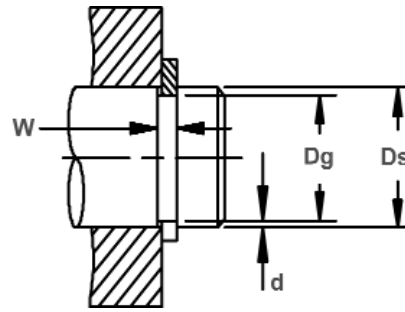
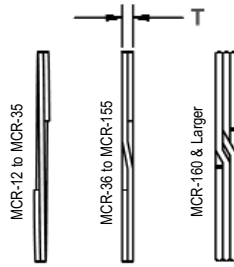
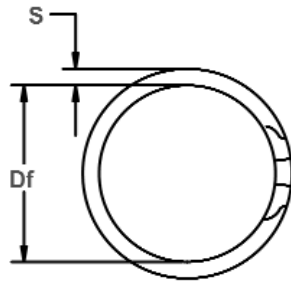


Free Diameter & Ring Measurements



Shaft Diameter & Groove Dimensions

RING NO.	SHAFT DIAMETER	GROOVE SIZE				RING SIZE					
		DIAMETER		WIDTH		FREE DIAMETER		THICKNESS		SECTION	
		(mm)	Dg	Tol.	W	Tol.	Df	Tol.	T	Tol.	S
MCR-12	12	11.34		1.00		11.21		0.89		1.14	
MCR-13	13	12.34		1.00		12.21		0.89		1.14	
MCR-14	14	13.30		1.00		13.15		0.89		1.14	
MCR-15	15	14.28		1.00		14.13		0.89		1.14	
MCR-16	16	15.28		1.00		15.13		0.89		1.40	
MCR-17	17	16.20		1.00		16.05		0.89		1.40	
MCR-18	18	17.14		1.17		16.96		1.07		1.65	
MCR-19	19	18.12	+0.08	1.17	+0.08	17.94	± 0.33	1.07		1.65	
MCR-20	20	19.08	-0.08	1.17	-0.00	18.90		1.07		1.65	
MCR-21	21	20.08		1.17		19.88		1.07		1.65	
MCR-22	22	20.94		1.17		20.74		1.07		1.90	
MCR-23	23	21.94		1.17		21.74		1.07		1.90	
MCR-24	24	22.94		1.17		22.74		1.07	+0.05	1.90	
MCR-25	25	23.88		1.17		23.68		1.07	-0.05	1.90	
MCR-26	26	24.84		1.17		24.69		1.07		1.90	
MCR-27	27	25.80		1.42		25.55		1.27		2.24	
MCR-28	28	26.80		1.42		26.55		1.27		2.24	
MCR-29	29	27.74		1.42		27.46		1.27		2.24	
MCR-30	30	28.68		1.42		28.40		1.27		2.24	
MCR-32	32	30.60		1.42		30.32		1.27		2.50	
MCR-33	33	31.50	+0.10	1.42		31.22	± 0.40	1.27		2.50	+0.08
MCR-34	34	32.40	-0.10	1.42		32.12		1.27		2.50	-0.13
MCR-35	35	33.36		1.42		33.06		1.27		2.75	
MCR-36	36	34.28		1.42		33.98		1.27		2.75	
MCR-37	37	35.28		1.42	+0.10	34.88		1.27		2.75	
MCR-38	38	36.20		1.42	-0.00	35.90		1.27		2.75	
MCR-39	39	37.70		1.73		37.40		1.58		3.00	
MCR-40	40	38.12		1.73		37.76		1.58		3.00	
MCR-42	42	40.08		1.73		39.72		1.58		3.00	
MCR-43	43	41.08		1.73		40.69	± 0.50	1.58		3.00	
MCR-44	44	41.96	+0.13	1.73		41.60		1.58		3.25	
MCR-45	45	42.90	-0.13	1.73		42.54		1.58		3.25	
MCR-47	47	44.80		1.73		44.39		1.58		3.25	
MCR-48	48	45.80		1.73		45.39		1.58	+0.08	3.25	
MCR-50	50	47.70		1.73		47.29		1.58	-0.08	3.25	
MCR-52	52	49.66		2.18		49.28		1.98		3.58	
MCR-53	53	50.60		2.18		50.25		1.98		3.58	
MCR-54	54	51.50		2.18		51.11		1.98		3.58	
MCR-55	55	52.46	+0.15	2.18	+0.13	52.05	± 0.63	1.98		3.58	
MCR-56	56	53.46	-0.15	2.18	-0.00	53.06		1.98		3.58	
MCR-58	58	55.26		2.18		54.83		1.98		3.58	
MCR-59	59	56.26		2.18		55.75		1.98		3.58	
MCR-60	60	57.20		2.18		56.77		1.98		3.58	
MCR-61	61	58.20		2.18		57.73		1.98		3.58	



Free Diameter & Ring Measurements

Shaft Diameter & Groove Dimensions

RING NO.	SHAFT DIAMETER	GROOVE SIZE				RING SIZE					
		DIAMETER		WIDTH		FREE DIAMETER		THICKNESS		SECTION	
		(mm)	Dg	Tol.	W	Tol.	Df	Tol.	T	Tol.	S
MCR-62	62	59.16	+0.15 -0.15	2.18	+0.13 -0.00	58.70	± 0.63	1.98	+0.08 -0.08	3.58	+0.08 -0.13
MCR-63	63	60.10		2.18		59.62		1.98		4.77	
MCR-64	64	61.10		2.18		60.62		1.98		4.77	
MCR-65	65	62.10		2.18		61.62		1.98		4.77	
MCR-66	66	63.04		2.18		62.58		1.98		4.77	
MCR-67	67	63.90		2.18		64.38		1.98		4.77	
MCR-68	68	64.90		2.18		64.40		1.98		4.77	
MCR-69	69	65.90		2.18		65.38		1.98		4.77	
MCR-70	70	66.86		2.62		66.33		2.36		4.77	
MCR-71	71	67.70		2.62		67.15		2.36		4.77	
MCR-72	72	68.70	2.62	68.20	2.36	4.77					
MCR-75	75	71.54	2.62	71.00	2.36	4.77					
MCR-78	78	74.40	2.62	73.82	2.36	4.77					
MCR-80	80	76.30	2.62	75.69	2.36	4.77					
MCR-82	82	78.20	2.62	77.57	2.36	4.77					
MCR-85	85	81.10	2.62	80.44	2.36	4.77					
MCR-88	88	84.00	2.62	83.34	2.36	4.77					
MCR-90	90	85.90	3.05	85.27	2.82	6.35					
MCR-95	95	90.60	3.05	89.91	2.82	6.35					
MCR-100	100	95.40	3.05	94.70	2.82	6.35					
MCR-105	105	100.32	3.05	99.61	2.82	6.35					
MCR-110	110	105.32	3.05	104.60	2.82	6.35					
MCR-115	115	110.16	3.05	109.40	2.82	6.35					
MCR-120	120	114.92	3.05	114.03	2.82	6.35					
MCR-125	125	119.70	3.05	118.81	2.82	6.35					
MCR-130	130	124.56	3.05	123.65	2.82	6.35					
MCR-135	135	129.40	3.53	128.50	3.23	9.52					
MCR-140	140	134.06	3.53	133.15	3.23	9.52					
MCR-145	145	138.80	3.53	137.80	3.23	9.52					
MCR-150	150	143.64	3.53	142.60	3.23	9.52					
MCR-155	155	148.50	3.53	147.43	3.23	9.52					
MCR-160	160	153.30	4.42	152.11	4.20	7.92					
MCR-165	165	158.00	4.42	156.81	4.20	7.92					
MCR-170	170	162.80	4.42	161.61	4.20	7.92					
MCR-175	175	167.60	4.42	166.41	4.20	7.92					
MCR-180	180	172.40	4.42	171.20	4.20	7.92					
MCR-185	185	177.40	4.42	176.18	4.20	7.92					
MCR-190	190	182.40	5.30	181.13	4.80	9.52					
MCR-195	195	186.60	5.30	185.33	4.80	9.52					
MCR-200	200	191.52	5.30	190.14	4.80	9.52					
MCR-210	210	201.20	5.30	199.80	4.80	9.52					
MCR-220	220	210.80	5.30	209.30	4.80	9.52					
MCR-230	230	220.36	5.30	218.74	4.80	9.52					
MCR-240	240	230.00	5.30	228.30	4.80	9.52					
MCR-250	250	239.40	5.30	237.70	4.80	9.52					
MCR-260	260	249.20	5.30	247.50	4.80	9.52					