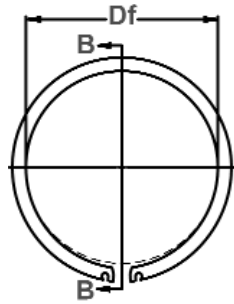




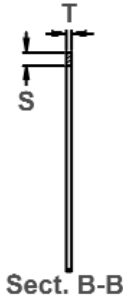
USH Constant Section Rings

Snap Ring, External Notched, Inch

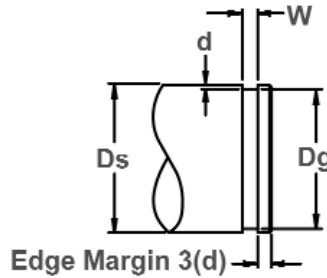
Once installed in the groove of a shaft the portion of the ring protruding from the groove holds an assembly in place.



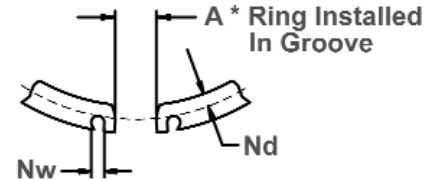
Free Diameter & Ring Measurements



Sect. B-B



Shaft Diameter & Groove Dimensions



Material: SAE 1060-1075

RING SIZE	SHAFT DIAMETER			GROOVE SIZE			RING DIMENSIONS					ALLOWABLE STATIC THRUST LOAD (Lbs.)		
	Ds DEC	Ds FRACT.	Ds mm	Dg +/- .006	W +.005/- .000	DEPTH d	FREE DIAMETER		THICKNESS T +/- .002	SECTION S +/- .005	GAP A* +/- 1/16		NOTCH DIMENSIONS	
							Df	TOL.					DEPTH Nd +0/- .030	WIDTH Nw REF
USH-206	2.062	2-1/16	52.4	1.946	.086	.058	1.926		.078	.187	.375	.093	.125	5400
USH-212	2.125	2-1/8	54.0	2.003	.086	.061	1.983		.078	.187	.375	.093	.125	5530
USH-215	2.156	2-5/32	54.8	2.032	.086	.062	2.012		.078	.187	.375	.093	.125	5680
USH-225	2.250	2-1/4	57.1	2.120	.086	.065	2.100		.078	.203	.375	.100	.125	6200
USH-231	2.312	2-5/16	58.7	2.178	.086	.067	2.158	+ .000	.078	.203	.375	.100	.125	6580
USH-237	2.375	2-3/8	60.3	2.239	.086	.068	2.219	- .060	.078	.203	.375	.100	.125	6870
USH-243	2.438	2-7/16	61.9	2.299	.086	.069	2.279		.078	.203	.375	.100	.125	7130
USH-250	2.500	2-1/2	63.5	2.360	.086	.070	2.340		.078	.218	.375	.110	.125	7430
USH-255	2.559	-	65.0	2.419	.086	.070	2.399		.078	.218	.375	.110	.125	7590
USH-262	2.625	2-5/8	66.7	2.481	.086	.072	2.461		.078	.218	.375	.110	.125	8020
USH-268	2.688	2-11/16	68.3	2.541	.103	.073	2.521		.078	.218	.375	.110	.125	8320
USH-275	2.750	2-3/4	69.8	2.602	.103	.074	2.577		.093	.218	.500	.110	.125	8650
USH-287	2.875	2-7/8	73.0	2.721	.103	.077	2.696		.093	.218	.500	.110	.125	9330
USH-293	2.938	2-15/16	74.6	2.779	.103	.079	2.754		.093	.218	.500	.110	.125	9840
USH-300	3.000	3	76.2	2.838	.103	.081	2.813		.093	.218	.500	.110	.125	10310
USH-306	3.062	3-1/16	77.8	2.898	.103	.082	2.873	+ .000	.093	.218	.500	.110	.125	10530
USH-312	3.125	3-1/8	79.4	2.957	.103	.084	2.932	- .080	.093	.218	.500	.110	.125	11170
USH-315	3.156	3-5/32	80.2	2.986	.103	.085	2.961		.093	.250	.500	.125	.125	11370
USH-325	3.250	3-1/4	82.5	3.076	.103	.087	3.051		.093	.250	.500	.125	.125	12000
USH-334	3.346	3-11/32	85.0	3.166	.103	.090	3.141		.093	.250	.500	.125	.125	12810
USH-343	3.438	3-7/16	87.3	3.257	.103	.090	3.232		.093	.250	.500	.125	.125	13100
USH-350	3.500	3-1/2	88.9	3.316	.120	.092	3.286		.109	.250	.500	.125	.125	13640
USH-354	3.543	-	90.0	3.357	.120	.093	3.327		.109	.250	.500	.125	.125	14000
USH-362	3.625	3-5/8	92.1	3.435	.120	.095	3.405		.109	.250	.500	.125	.125	14580
USH-368	3.688	3-11/16	93.7	3.493	.120	.097	3.463		.109	.250	.500	.125	.125	14650
USH-375	3.750	3-3/4	95.2	3.552	.120	.099	3.522		.109	.281	.562	.150	.125	15800
USH-387	3.875	3-7/8	98.4	3.673	.120	.101	3.643		.109	.281	.562	.150	.125	16600
USH-393	3.938	3-15/16	100.0	3.734	.120	.102	3.704		.109	.281	.562	.150	.125	17040
USH-400	4.000	4	101.6	3.792	.120	.104	3.762	+ .000	.109	.281	.562	.150	.125	17640
USH-425	4.250	4-1/4	108.0	4.065	.120	.092	4.025	- .093	.109	.281	.625	.150	.125	16600
USH-437	4.375	4-3/8	111.1	4.190	.120	.092	4.150		.109	.281	.625	.150	.125	17100
USH-450	4.500	4-1/2	114.3	4.310	.120	.095	4.270		.109	.312	.625	.180	.125	18230
USH-475	4.750	4-3/4	120.6	4.550	.120	.100	4.510		.109	.312	.625	.180	.125	19160
USH-500	5.000	5	127.0	4.790	.120	.105	4.750		.109	.312	.625	.180	.125	22280

*Installed In Groove.

Hardness: All Ring Sizes - HRC 47-53