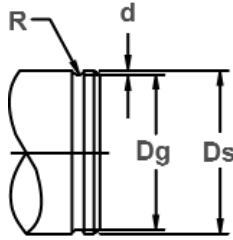


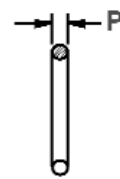
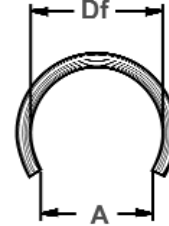
Snap Ring, External, Inch Round Section.

Once installed in the groove of a shaft the portion of the ring protruding from the groove holds an assembly in place.

RLC/RLO RHC/RHO Constant Section



Shaft Diameter & Groove Dimensions



Free Diameter & Ring Measurement

RING NUMBER		SHAFT DIAMETER		GROOVE SIZE			RING DIMENSIONS				
				DIAMETER		RADIUS	DEPTH	FREE DIAMETER		SECTION	FREE GAP
CLOSED*	OPEN*	Ds DEC	Ds mm	Dg	TOL.	R +.002/-0.00	d	Df	TOL.	P	A Max.
RHC-25	RHO-25	.250	6.35	.234	+.003 -.000	.016	.008	.228	-.020	.029	.205
RHC-31	RHO-31	.312	7.92	.290		.019	.011	.284		.035	.255
RLC-37	RLO-37	.375	9.53	.357		.016	.009	.351		.029	.325
RHC-37	RHO-37	.375	9.53	.349		.023	.013	.343		.043	.305
RLC-43	RLO-43	.437	11.10	.415	+.000 -.025	.019	.011	.409	+.000 -.025	.035	.365
RHC-43	RHO-43	.437	11.10	.405		.027	.016	.399		.051	.355
RLC-50	RLO-50	.500	12.70	.474		.023	.013	.468		.043	.415
RHC-50	RHO-50	.500	12.70	.464		.031	.018	.458		.059	.405
RLC-56	RLO-56	.562	14.27	.534	+.000 -.035	.024	.014	.528	+.000 -.035	.045	.470
RHC-56	RHO-56	.562	14.27	.524		.031	.019	.518		.059	.460
RLC-62	RLO-62	.625	15.88	.593		.027	.016	.587		.051	.520
RHC-62	RHO-62	.625	15.88	.581		.037	.022	.575		.071	.510
RLC-68	RLO-68	.687	17.45	.655	±.003	.027	.016	.649	+.000 -.046	.051	.575
RHC-68	RHO-68	.687	17.45	.643		.037	.022	.637		.071	.565
RLC-75	RLO-75	.750	19.05	.714		.031	.018	.706		.059	.625
RHC-75	RHO-75	.750	19.05	.698		.044	.026	.690		.085	.610
RLC-81	RLO-81	.812	20.62	.776	+.000 -.062	.031	.018	.768	+.000 -.062	.059	.680
RHC-81	RHO-81	.812	20.62	.760		.044	.026	.752		.085	.665
RLC-87	RLO-87	.875	22.23	.831		.037	.022	.823		.071	.730
RHC-87	RHO-87	.875	22.23	.813		.051	.031	.805		.100	.710
RLC-93	RLO-93	.937	23.80	.893	+.000 -.062	.037	.022	.885	+.000 -.062	.071	.780
RHC-93	RHO-93	.937	23.80	.875		.051	.031	.867		.100	.765
RLC-100	RLO-100	1.000	25.40	.948		.044	.026	.938		.085	.830
RHC-100	RHO-100	1.000	25.40	.926		.060	.037	.916		.118	.810
RLC-106	RLO-106	1.062	26.97	1.010	+.000 -.062	.044	.026	1.000	+.000 -.062	.085	.885
RHC-106	RHO-106	1.062	26.97	.988		.060	.037	.979		.118	.865
RLC-112	RLO-112	1.125	28.58	1.063		.051	.031	1.051		.100	.930
RHC-112	RHO-112	1.125	28.58	1.045		.066	.040	1.034		.130	.915
RLC-118	RLO-118	1.187	30.15	1.125	+.000 -.062	.051	.031	1.114	+.000 -.062	.100	.985
RHC-118	RHO-118	1.187	30.15	1.107		.066	.040	1.096		.130	.970
RLC-125	RLO-125	1.250	31.75	1.176		.060	.037	1.164		.118	1.030
RHC-125	RHO-125	1.250	31.75	1.162		.071	.044	1.150		.140	1.015
RLC-131	RLO-131	1.312	33.32	1.238	+.000 -.062	.060	.037	1.226	+.000 -.062	.118	1.085
RHC-131	RHO-131	1.312	33.32	1.224		.071	.044	1.212		.140	1.070
RLC-137	RLO-137	1.375	34.93	1.295		.066	.040	1.281		.130	1.130
RHC-137	RHO-137	1.375	34.93	1.277		.079	.049	1.263		.156	1.120
RLC-143	RLO-143	1.437	36.50	1.357	+.000 -.062	.066	.040	1.344	+.000 -.062	.130	1.185
RHC-143	RHO-143	1.437	36.50	1.339		.079	.049	1.326		.156	1.170
RLC-150	RLO-150	1.500	38.10	1.412		.071	.044	1.398		.140	1.235
RHC-150	RHO-150	1.500	38.10	1.392		.087	.054	1.378		.172	1.215
RLC-162	RLO-162	1.625	41.28	1.537	+.000 -.062	.071	.044	1.522	+.000 -.062	.140	1.345
RHC-162	RHO-162	1.625	41.28	1.517		.087	.054	1.502		.172	1.325
RLC-175	RLO-175	1.750	44.45	1.642		.087	.054	1.626		.172	1.435

*NOTE: H=HEAVY; L=LIGHT
Hardness: All Ring Sizes - HRC 46-53