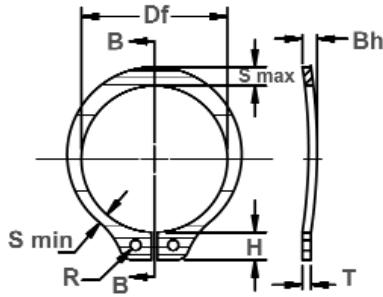




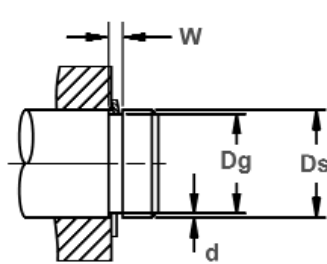
BSH Shaft Rings

Axially Assembled, External Bowed

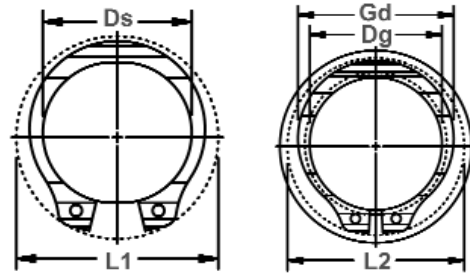
Compensating for accumulated tolerances is what a BSH "bowed" retaining ring is designed to do on a shaft. Once snapped into the groove, bowed rings exert a force or a "preload" on the retained parts for the range specified.



Free Diameter & Ring Measurements with Section B-B



Shaft Diameter & Groove Dimensions



Clearance Diameter & Gaging Diameter

RING NO.	SHAFT DIAMETER			GROOVE SIZE			RING SIZE & WEIGHT						CLEAR. DIA.			THRUST LD. (lbs.)					
				Dg	DIAMETER		DEPTH	FREE DIAMETER	THICKNESS ***		BOW HEIGHT		Wght. Per 1000 Pcs.	Expanded over shaft	Released in groove	Sqr. Corner	Abutment				
	Tol.	W	Tol.		d	Df			Tol.	T	Tol.	Bh						Tol.	L1	L2	Pr
BSH-25	.250	1/4	6.4	.230	±.0015	.0015*	.040		.010	.225	+ .002	-.004	.025		.047		.21	.45	.43	599	175
BSH-27	.276	-	7.0	.255			.040		.010	.250			.025		.047		.23	.48	.46	660	195
BSH-28	.281	9/32	7.1	.261			.040		.010	.256			.025		.047		.24	.49	.47	670	200
BSH-31	.312	5/16	7.9	.290			.040		.011	.281			.025		.047		.27	.54	.52	751	240
BSH-34	.344	11/32	8.7	.321			.040		.011	.309			.025		.047		.31	.57	.55	812	265
BSH-35	.354	-	9.0	.330	±.002		.040		.012	.320	+ .002		.025		.047	±.006	.35	.59	.57	832	300
BSH-37	.375	3/8	9.5	.352	.002*		.040		.012	.338	-.005		.025		.047		.39	.61	.59	883	325
BSH-39	.394	-	10.0	.369			.040		.012	.354			.025		.047		.42	.62	.60	954	335
BSH-40	.406	13/32	10.3	.382			.040		.012	.366			.025		.047		.43	.63	.61	964	350
BSH-43	.438	7/16	11.1	.412			.040		.013	.395			.025		.047		.50	.66	.64	1035	400
BSH-46	.469	15/32	11.9	.443			.040		.013	.428			.025		.047		.54	.68	.66	1117	450
BSH-50	.500	1/2	12.7	.468	±.002		.055		.016	.461			.035		.063		.91	.77	.74	1675	550
BSH-55	.551	-	14.0	.519	.004*		.055		.016	.509			.035		.063		.90	.81	.78	1827	600
BSH-56	.562	9/16	14.3	.530			.055		.016	.521			.035		.063	±.007	1.1	.82	.79	1878	650
BSH-59	.594	19/32	15.1	.559			.055		.017	.550			.035		.063		1.2	.86	.83	1979	750
BSH-62	.625	5/8	15.9	.588			.055		.018	.579			.035	±.002	.063		1.3	.90	.87	2091	800
BSH-66	.669	-	17.0	.629			.055	+ .003	.020	.621			.035		.063		1.4	.93	.89	2233	950
BSH-66	.672	43/64	17.1	.631			.055	-.000	.020	.621			.035		.063		1.4	.93	.89	2233	950
BSH-68	.688	11/16	17.5	.646	±.003		.062		.021	.635	+ .005		.042		.073		1.8	1.01	.97	3451	1000
BSH-75	.750	3/4	19.0	.704	.004*		.062		.023	.693	-.010		.042		.073		2.1	1.09	1.05	3756	1200
BSH-78	.781	25/32	19.8	.733			.062		.024	.722			.042		.073		2.2	1.12	1.08	3959	1300
BSH-81	.812	13/16	20.6	.762			.062		.025	.751			.042		.073		2.5	1.15	1.10	4060	1450
BSH-87	.875	7/8	22.2	.821			.062		.027	.810			.042		.073	±.008	2.8	1.21	1.16	4365	1650
BSH-93	.938	15/16	23.8	.882			.062		.028	.867			.042		.073		3.1	1.34	1.29	4720	1850
BSH-98	.984	63/64	25.0	.926			.062		.029	.910			.042		.073		3.5	1.39	1.34	4923	2000
BSH-100	1.000	1	25.4	.940			.062		.030	.925			.042		.073		3.6	1.41	1.35	5024	2100
BSH-102	1.023	-	26.0	.961			.062		.031	.946			.042		.073		3.9	1.43	1.37	5126	2250
BSH-106	1.062	1-1/16	27.0	.998			.070		.032	.982			.050		.085		4.8	1.50	1.44	6293	2400
BSH-112	1.125	1-1/8	28.6	1.059			.070		.033	1.041			.050		.085		5.1	1.55	1.49	6699	2600
BSH-118	1.188	1-3/16	30.2	1.118			.070		.035	1.098			.050		.085		5.6	1.61	1.54	7105	2950
BSH-125	1.250	1-1/4	31.7	1.176	±.004		.070		.037	1.156	+ .010		.050		.085	±.012	5.9	1.69	1.62	7460	3250
BSH-131	1.312	1-5/16	33.3	1.232	.005*		.070		.040	1.214	-.015		.050		.085		6.8	1.75	1.67	7866	3700
BSH-137	1.375	1-3/8	34.9	1.291			.070		.042	1.272			.050		.085		7.2	1.80	1.72	8222	4100
BSH-143	1.438	1-7/16	36.5	1.350			.070		.044	1.333			.050		.085		8.1	1.87	1.79	8628	4500
BSH-150	1.500	1-1/2	38.1	1.406			.070		.047	1.387			.050		.085		9.0	1.99	1.90	8932	5000
BSH-162	1.625	1-5/8	41.3	1.529	±.005		.096	+ .005	.048	1.503	+ .013		.062	±.003	.115	±.015	13.2	2.17	2.08	12028	5500
BSH-175	1.750	1-3/4	44.4	1.650	.005*		.096	-.000	.050	1.618	-.020		.062		.115		15.3	2.31	2.21	12992	6200

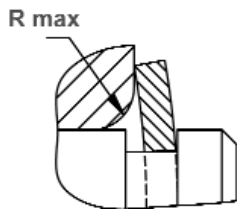
*F.I.M. (FULL INDICATOR MOVEMENT)-MAXIMUM ALLOWABLE DEVIATION OF CONCENTRICITY BETWEEN GROOVE AND SHAFT.

† BASED ON HOUSINGS/SHAFTS MADE OF COLD ROLLED STEEL. FOR AN EXPLANATION OF FORMULAS USED TO DERIVE THRUST LOAD AND OTHER PERFORMANCE DATA, CONTACT THE ROTOR CLIP ENGINEERING DEPT.

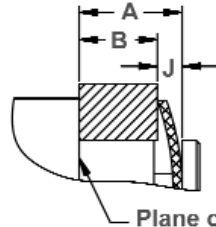
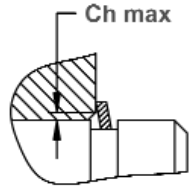
***FOR PLATED RINGS, ADD .002" TO THE LISTED MAXIMUM THICKNESS.

HARDNESS RANGES: STAINLESS STEEL RINGS (PH 15-7MO)

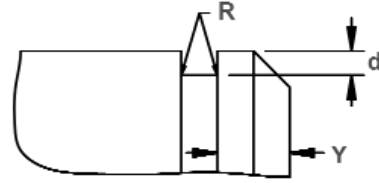
RING TYPE	SIZE RANGE	SCALE	ROCKWELL HARDNESS
BSH	25-81	30N	63-69.5
	87+	C	44-51



Maximum Corner Radius & Chamfer



Outer Groove Location
 $A \text{ max} = B \text{ min} + J \text{ max}$
 $A \text{ min} = B \text{ max} + J \text{ min}$



Exploded Groove Profile & Edge Margin
 (Y) Maximum bottom radii (R), square corners For ring sizes -25 thru -35;
 .005 For ring sizes -37 thru -100;
 For ring sizes -102 and over.

RING NO.	DISTANCE Outer groove wall to face of retained part		TAKE-UP Resilient take-up of tolerances	FORCE Needed to flatten rings	ALLOWABLE CORNER RADII & CHAMFERS		MAX. LOAD w/ R max or Ch max (in lbs.)	EDGE MARGIN	LUG HEIGHT	MAXIMUM SECTION	MINIMUM SECTION		HOLE DIAMETER		GAGING DIA.	R.P.M LIMITS Standard material										
	J min	J max			J max	J min					lbs.	R max	Ch max	P _r (lbs.)			Y	H	Tol.	S max	Tol.	S min	Tol.	R	Tol.	Gd Max
BSH-25	.030	.038	.008	50	.018	.011	470	.030	.080	±.003	.035	±.003	.025	±.003	.041	+.010 -.002	.290	80000								
BSH-27	.030	.038			.0175	.0105	470	.031	.081		.035		.024		.041		.315	76000								
BSH-28	.030	.038			.020	.012	470	.030	.080		.038		.0255		.041		.326	74000								
BSH-31	.030	.038			.020	.012	470	.033	.087		.040		.026		.041		.357	70000								
BSH-34	.030	.038			.021	.0125	470	.033	.087		.042		.0265		.041		.390	64000								
BSH-35	.030	.038			.023	.014	470	.036	.087		.046		.029		.041		.405	62000								
BSH-37	.030	.038			.026	.0155	470	.036	.088		.050		.0305		.041		.433	60000								
BSH-39	.030	.038			.027	.016	470	.037	.087		.052		.031		.041		.452	56500								
BSH-40	.030	.038			.0285	.017	470	.036	.087		.054		.033		.041		.468	55000								
BSH-43	.030	.038			.029	.0175	470	.039	.088		.055		.033		.041		.501	50000								
BSH-46	.030	.038			.031	.018	470	.039	.088		.060		.035		.041		.540	42000								
BSH-50	.042	.053			.011	90	.034	.020	910		.048		.108		±.004		.065	±.004	.040	±.004	.047	+.015 -.002	.574	40000		
BSH-55	.042	.053					.027	.0165	910		.048		.108				.053		.036		.047		.611	36000		
BSH-56	.042	.053					.038	.023	910		.048		.108				.072		.041		.047		.644	35000		
BSH-59	.042	.053					.0395	.0235	910		.052		.109				.076		.043		.047		.680	32000		
BSH-62	.042	.053	.0415	.025			910	.055	.110	.080	.045	.047	.715	30000												
BSH-66	.042	.053	.040	.024			910	.060	.110	.082	.043	.047	.756	29000												
BSH-66	.042	.053	.040	.024			910	.060	.110	.082	.043	.047	.758	29000												
BSH-68	.049	.060	.042	.025			1340	.063	.136	.084	.048	.052	.779	28000												
BSH-75	.049	.060	.046	.0275			1340	.069	.136	.092	.051	.052	.850	26500												
BSH-78	.049	.060	.047	.028			1340	.072	.136	.094	.052	.052	.883	25500												
BSH-81	.049	.060	.047	.028			1340	.075	.136	.096	.054	.052	.914	24500												
BSH-87	.049	.060	.051	.035			1340	.081	.137	.104	.057	.052	.987	23000												
BSH-93	.049	.060	.055	.033			1340	.084	.166	.110	.063	.078	1.054	21500												
BSH-98	.049	.060	.056	.0335			1340	.087	.167	.114	.0645	.078	1.106	20500												
BSH-100	.049	.060	.057	.034			1340	.090	.167	.116	.065	.078	1.122	20000												
BSH-102	.049	.060	.058	.035	1340	.093	.168	.118	.066	.078	1.147	19500														
BSH-106	.057	.068	.060	.036	1950	.096	.181	.122	.069	.078	1.192	19000														
BSH-112	.057	.068	.063	.038	1950	.099	.182	.128	.071	.078	1.261	18800														
BSH-118	.057	.068	.064	.0385	1950	.105	.182	.132	.072	.078	1.325	18000														
BSH-125	.057	.068	.068	.041	1950	.111	.183	.140	.076	.078	1.396	17000														
BSH-131	.057	.068	.068	.041	1950	.120	.183	.146	.0765	.078	1.458	16500														
BSH-137	.057	.068	.072	.043	1950	.126	.184	.152	.082	.078	1.529	16000														
BSH-143	.057	.068	.076	.045	1950	.132	.184	.160	.086	.078	1.600	15000														
BSH-150	.057	.068	.079	.047	1950	.141	.214	.168	.091	.120	1.668	14800														
BSH-162	.069	.094	.025	55	.087	.052	3000	.144	.235	±.006	.180	±.006	.097	±.006	.125	+.015 -.002	1.812	13200								
BSH-175	.069	.094			.091	.054	3000	.150	.237		.188		.101		.125		1.945	12200								

LARGER SIZES MAY BE AVAILABLE UPON REQUEST.

HARDNESS RANGES: CARBON STEEL RINGS (SAE 1060-1090)

RING TYPE	SIZE RANGE	SCALE	ROCKWELL HARDNESS
BSH	25-46	30N	69.5-73
	50-81	30N	66-71
	87-102	C	47-53
	106+	C	47-52

HARDNESS RANGES: BERYLLIUM COPPER RINGS

RING TYPE	SIZE RANGE	SCALE	ROCKWELL HARDNESS
BSH	18-23	15N	77-82*
	25-102	30N	54-62
	106+	C	34-43

*HARDNESS CAN NOT BE CHECKED WITH ANY DEGREE OF ACCURACY DIRECTLY ON THESE RINGS.